

2025 GENDER PAY GAP REPORT

VEKA

INTRODUCTION

VEKA plc is a leading supplier of uPVC profile in the UK, designing and manufacturing systems which are used to fabricate windows, doors and conservatories.

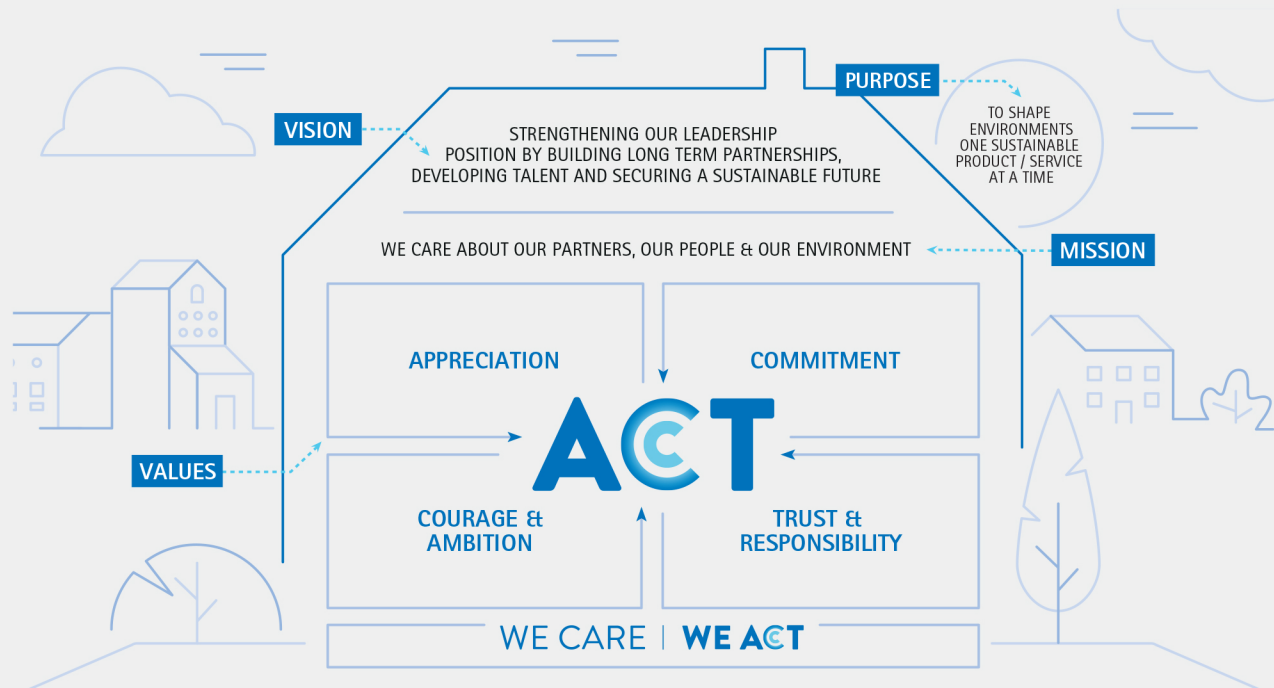
We're part of VEKA Group, one of the largest manufacturers of extruded uPVC products in the world. Our UK site is in Burnley, Lancashire.

We operate across all business functions, with most people working a variety of shift systems.

Our 5 year business strategy puts people and culture at the forefront of our focus. This coupled with our Mission and Vision cements our commitment to our people and teams.


Our goals and objectives signify the value that we place on our people and we are committed to investing in their futures.

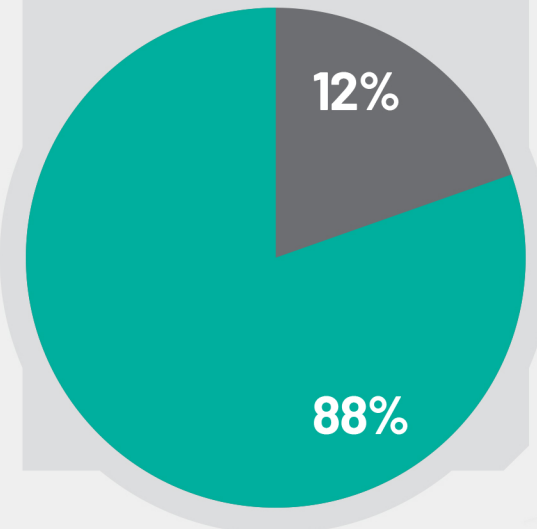
Our values support our business to ensure we act fairly and with integrity, ensuring that our business practices and structures are free from discrimination and positively support all of our employee groups.



EMPLOYEE FIGURES

 MALE
330

 FEMALE
68



PAY & BONUS GAP

DIFFERENCE BETWEEN MEN AND WOMEN		
	MEAN	MEDIAN
Hourly fixed pay	-12.39%	-3.35%
Bonus Paid	-21.86%	7.47%

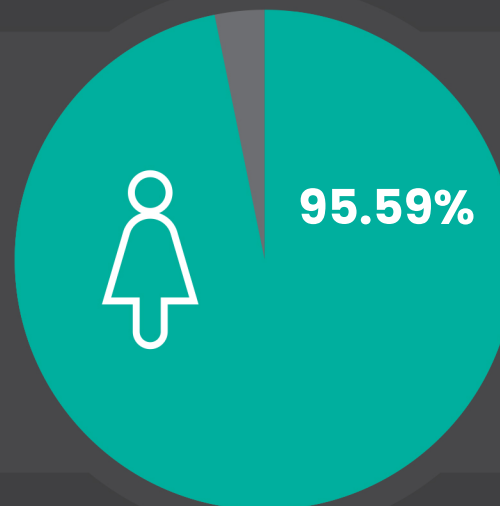
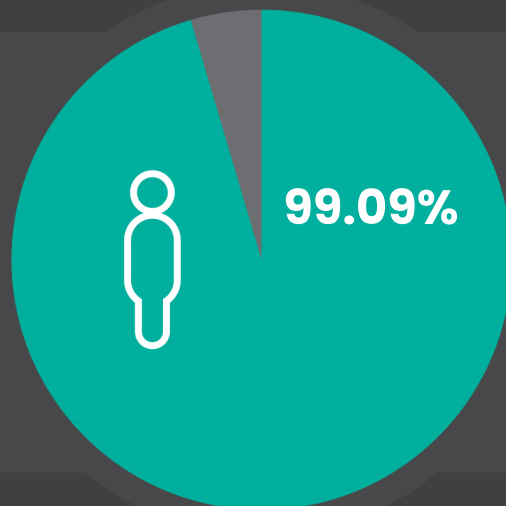
The table (left) shows our overall mean and median gender pay gap based on hourly rates of pay in 2021.

Although women make up a smaller percentage of the workforce, a norm in an industry such as this, the lower percentage and the minus percentage shows that many of our female employees occupy senior roles within the company, which is testament to our equal opportunity principles.

The table (left) shows our overall mean and median gender pay gaps based on hours rates and bonuses paid. The changes in percentage levels from previous reports represents a number of organisational changes in senior level teams.

Proactive strategies to target change, include varying demographic recruitment and community involvement of female led initiatives to promote engineering and STEM subjects.

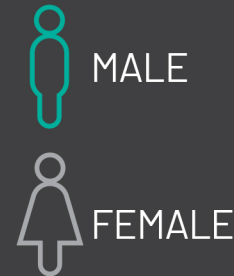
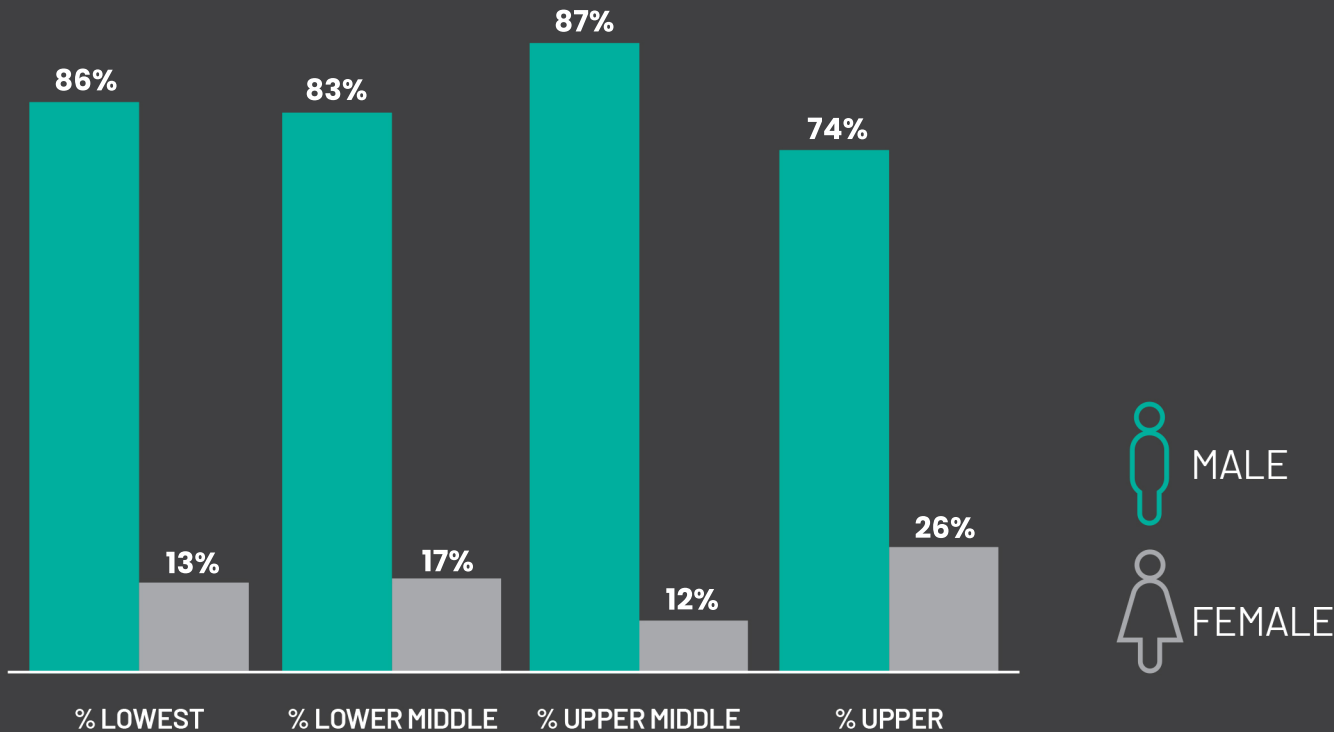
% OF EMPLOYEES RECEIVING A BONUS



A change in this year's reporting is linked to the inclusion of a company wide bonus, with an entitlement for all employees.

Figures showing less than 100% are an indicator of length of service qualifying periods.

PAY QUARTILES



We confirm that the data reported is accurate.

Neil Evans
 Managing Director
 VEKA plc

June 2026

The above charts illustrate the gender distribution across VEKA in four equally sized quartiles.

The data shows the previously highlighted difference in male and female numbers employed within the business and therefore the percentage difference in pay.

Not unusually for our sector, our number of female employees moving towards Upper Middle Quartiles declines, but rises again into the Upper Quartile.

Representative of our manufacturing demographic coupled with remuneration development increasing with learning and experience.

Internal succession policy gives rise to female employees growing into senior roles within the organisation.

VEKA plc
Farrington Road
Rossendale Road Ind. Est.
Burnley, Lancashire
BB11 5DA

Tel: 01282 716611
veka.co.uk

Images are for illustration purpose only. We reserve the right to change product specification at any time.
Due to the limitations of the printing process we recommend that an accurate colour swatch is requested prior to ordering.
The company cannot accept any responsibility for colours or images shown in this brochure.
All information within this brochure is correct at time of going to print.

V02/24 | Company No. 01626563 | VAT No. GB 497951576