



VEKA

VARIATIONS GUIDE:
EX-STOCK
COLOUR RANGE



OMNIA

A double flush, double rebated product suite.

Designed with a true flush appearance on both the interior and exterior, OMNIA incorporates features that support thermal and acoustic performance and is manufactured to comply with current building regulations, with consideration for future requirements.

To find out more:

INSTALLER? Contact your Fabricator

FABRICATOR? Contact your Business Development Manager

or visit: vekauk.com/products/windows/omnia/



Contents

Guide to Lamination Charts	4-5	Imagine Patio Door.....	22-23
VEKA M70	6-7	VEKA & Halo Composite Door	24-25
VEKA Matrix Fully Sculptured	8-9	OMNIA.....	26-29
Halo System 10	10-11	Ancillaries	30-31
Halo Rustique.....	12-13	Cross Systems Colour Guide.....	32-33
VEKA & Halo FlushSash	14-15	Ex-Stock Colour Range.....	34-35
Imagine Vertical Slider.....	16-17	Made To Order Colour Range.....	36-37
VEKA & Halo Fully Reversible.....	18-19	Reinforcement Guidelines	38-39
Imagine Bi-Fold Door	20-21		



97% of our orders are fulfilled from stock.
Our delivery promise for stocked items is order on day 1, delivery on day 3.

The colours in this Variations Guide are ex-stock, sharing the same lead time as our standard profile. However, we do also have a range of Made-to-Order colours on extended lead times.

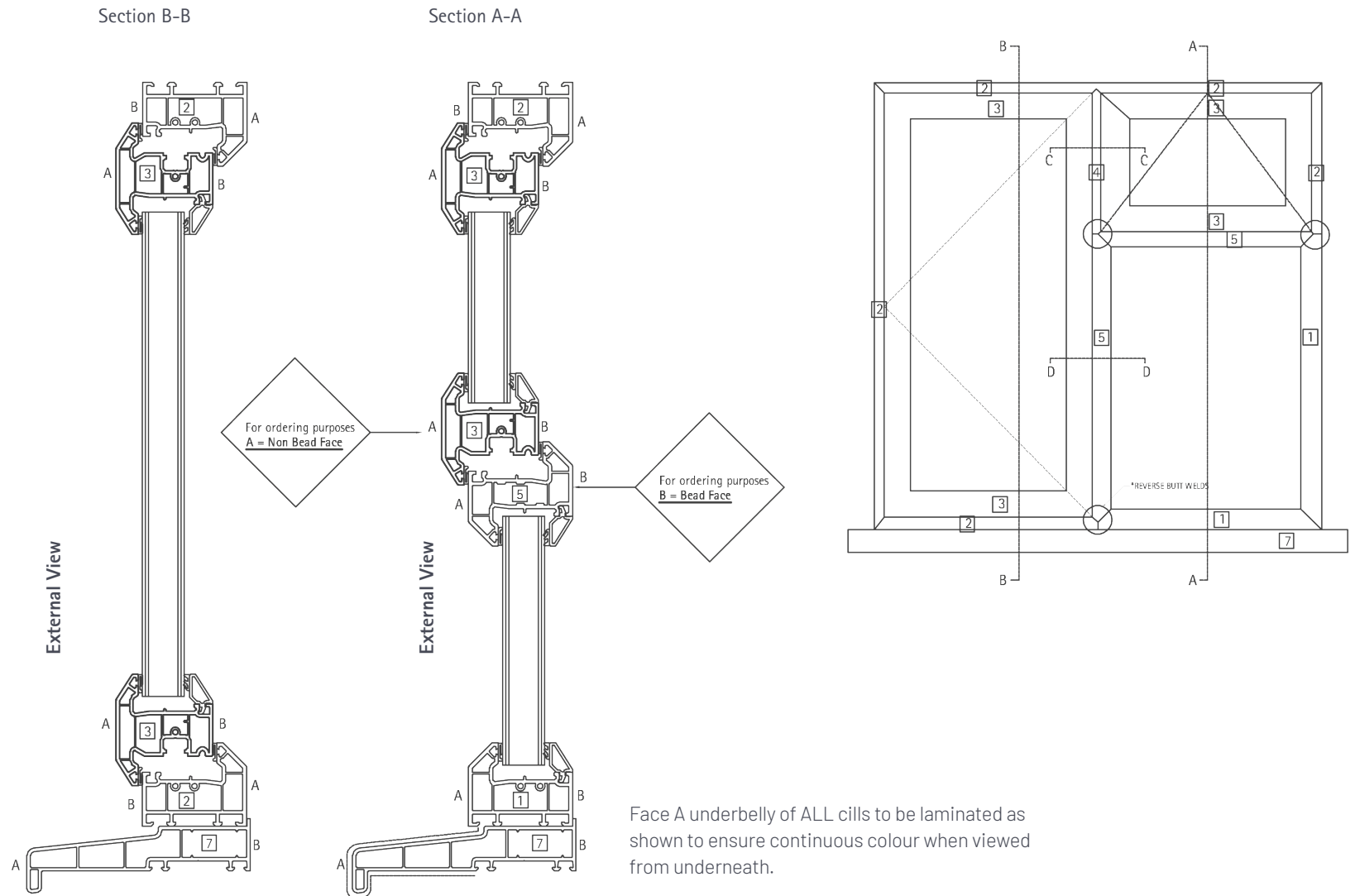


Guide to our Lamination Charts

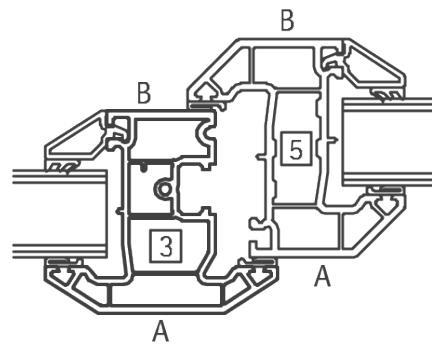
To assist with profile orders, all lamination charts clearly identify all A & B faces.

Standard Casement Window

Drawing identifies internal and external faces on a typically internally beaded frame. This same logic will apply to VEKA & Halo systems.

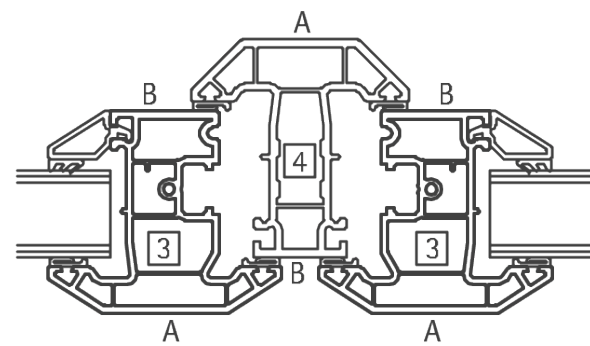


Section D-D



External View

Section C-C



External View



VEKA M70

Ex-Stock Colour Availability

For RAL codes and to compare colour across multiple systems, please refer to our cross systems colour guide on pages 32-33



Colour	Sides	Base
Agate Grey	1	White
Anthracite Grey FEINSTRUKTUR*	1	White
Anthracite Grey FEINSTRUKTUR*	2	Grey
Black FEINSTRUKTUR*	1	White
Black FEINSTRUKTUR*	2	Grey
Anthracite Grey	1	White
Anthracite Grey	2	Grey
Basalt Grey	1	White
Beck Brown	1	White
Beck Brown	2	Brown
Chartwell Green	1	White
Cream	1	White
Cream	2	White
Golden Oak	1	White
Golden Oak	2	Brown
Pebble Grey	1	White
Rosewood	1	White
Rosewood	2	Brown
Silver Grey	1	White
Slate Grey	1	White
White	1	White
White	2	White

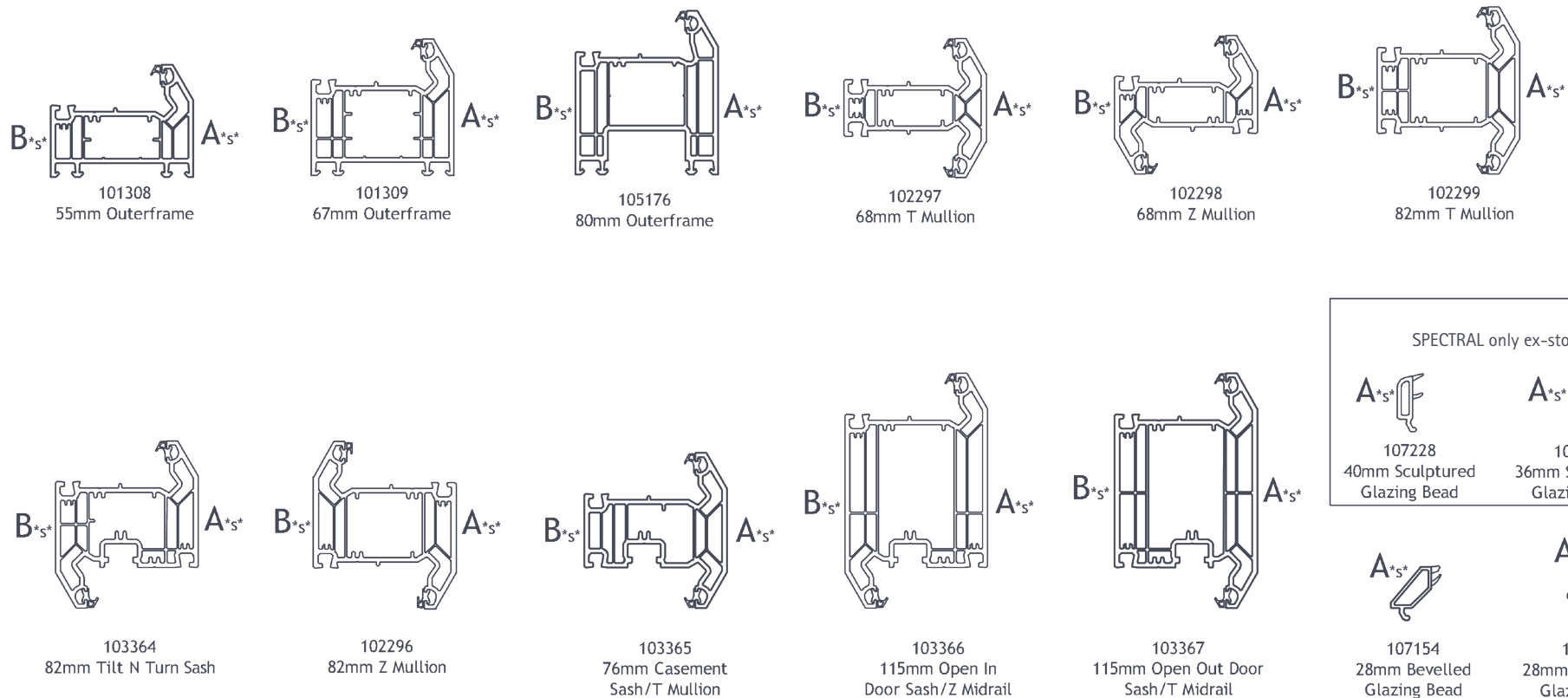
M70 is made with a clean bevelled design that provides a contemporary appearance. The system is designed to support durability, security, and thermal efficiency in window and door applications.

*Feinstruktur is only available on bevelled or flat surfaces

Lamination Chart

Any face with an *s* next to it is offered in SPECTRAL and only on bevelled faces.

Download the latest Variations
Brochure with the most up to date
lamination charts.





VEKA Matrix Fully Sculptured

Ex-Stock Colour Availability

For RAL codes and to compare colour across multiple systems, please refer to our cross systems colour guide on pages 32-33

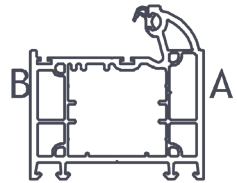


Colour	Sides	Base
Agate Grey	1	White
Anthracite Grey	1	White
Anthracite Grey	2	Grey
Anthracite Grey Smooth	1	White
Anthracite Grey Smooth	2	Grey
Beck Brown	1	White
Beck Brown	2	Brown
Chartwell Green	1	White
Pebble Grey	1	White
Cream	1	White
Cream	2	White
Golden Oak	1	White
Golden Oak	2	Brown
Irish Oak	1	White
Irish Oak	2	Brown
Rosewood	1	White
Rosewood	2	Brown
Silver Grey	1	White
Slate Grey	1	White
White	1	White
White	2	White

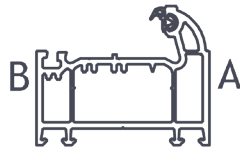
Matrix Fully Sculptured was developed to provide a design that reflects the appearance of traditional timber frames while incorporating the performance characteristics of PVCu.

Lamination Chart


Download the latest Variations
Brochure with the most up to date
lamination charts.



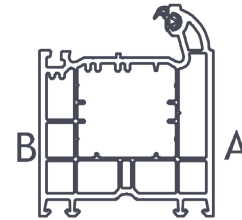
101228
70mm Composite
Door Outerframe



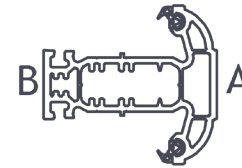
101160
56mm Outerframe



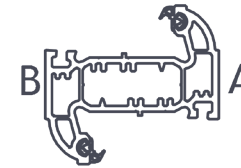
101161
70mm Outerframe



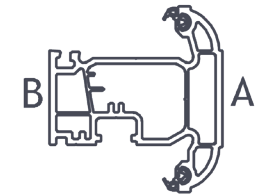
101162
85mm Outerframe



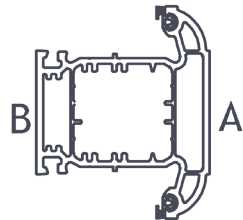
102261
64mm T Mullion



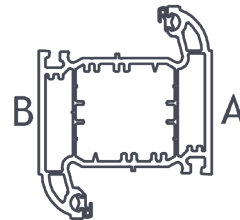
102260
64mm Z Mullion



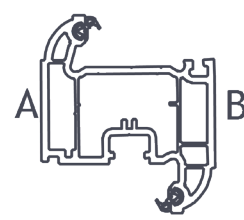
103264
75mm Casement Sash



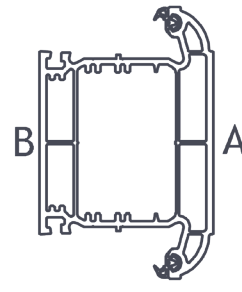
102263
86mm T Mullion



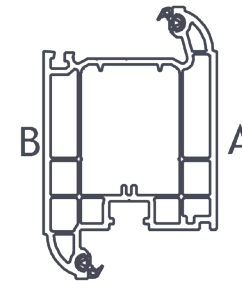
102262
86mm Z Mullion



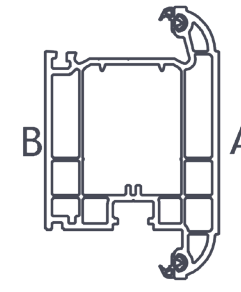
103267
80mm Tilt & Turn Sash



102264
110mm Midrail



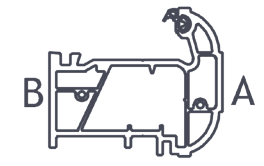
105168
110mm Z Door Sash



105169
110mm T Door Sash



107155
28mm Sculptured
Glazing Bead



102265
60mm False Mullion



System 10 Ex-Stock Colour Availability

For RAL codes and to compare colour across multiple systems, please refer to our cross systems colour guide on pages 32-33



System 10 is a fully integrated 70mm system. It is designed with a bevelled edge and slim sightlines to provide a contemporary appearance suitable for a range of applications.

Colour	Sides	Base
Agate Grey	1	White
Agate Grey	2	White
Agate Grey / White**	2	White
Anthracite Grey FEINSTRUKTUR*	1	White
Anthracite Grey FEINSTRUKTUR*	2	Grey
Anthracite Grey FEINSTRUKTUR* / White**	2	White
Black FEINSTRUKTUR*	1	White
Black FEINSTRUKTUR*	2	Grey
Black FEINSTRUKTUR* / White**	2	White
Anthracite Grey	1	White
Anthracite Grey	2	Grey
Anthracite Grey / White**	2	White
Beck Brown	1	White
Beck Brown	2	Brown
Chartwell Green	1	White
Cream	1	White
Cream	2	White
Golden Oak	1	White
Golden Oak	2	Brown
Irish Oak	1	White
Irish Oak	2	Brown
Pebble Grey	1	White
Pebble Grey/White**	2	White
Rosewood	1	White
Rosewood	2	Brown
Silver Grey	1	White
Slate Grey	1	White
White	1	White
White	2	White

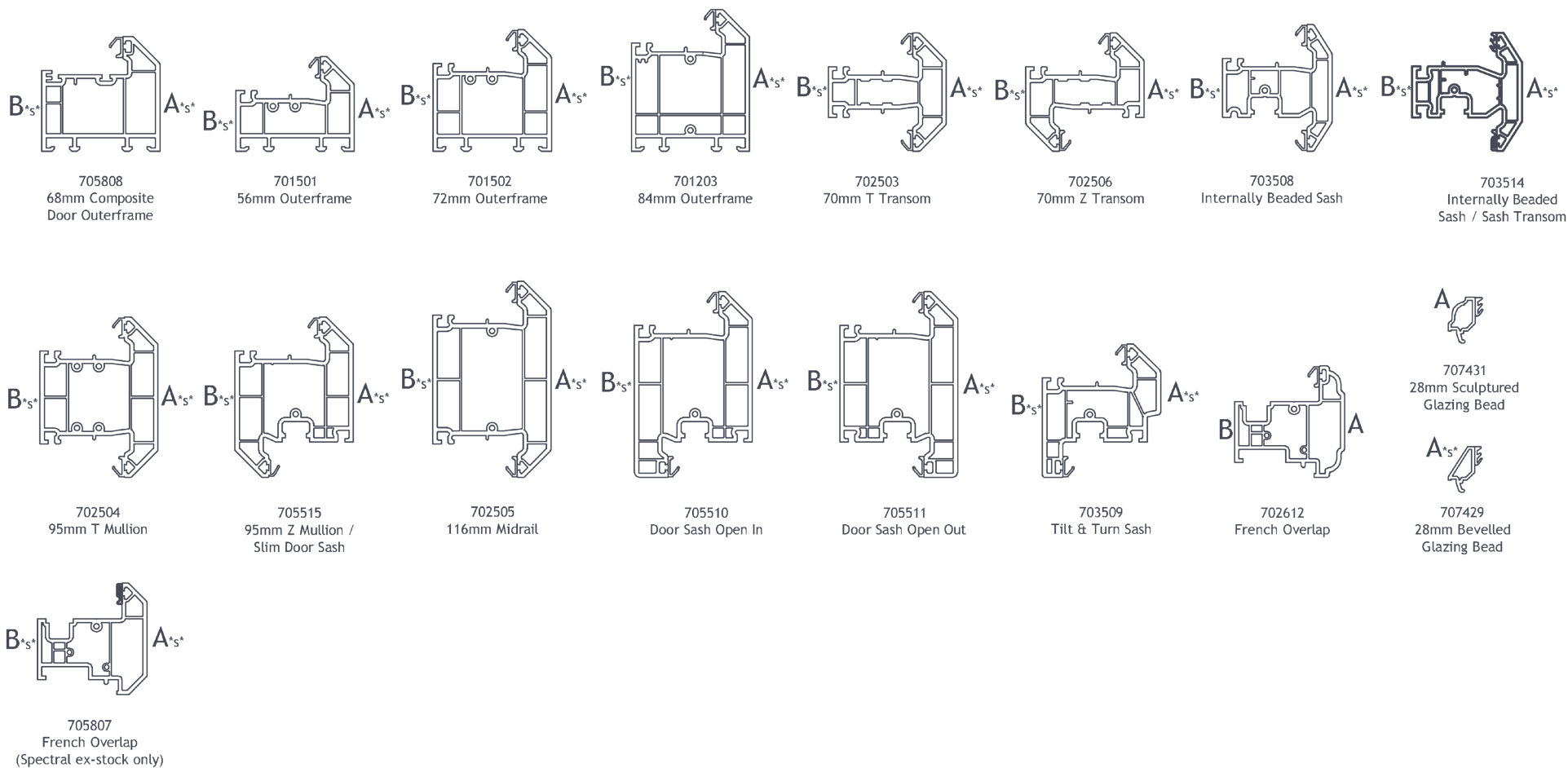
*Feinstruktur is only available on bevelled or flat surfaces

**White on dual colour is always internal face

Lamination Chart

Any face with an *s* next to it is offered in SPECTRAL and only on bevelled faces.

Download the latest Variations
Brochure with the most up to date
lamination charts.





For RAL codes and to compare colour across multiple systems, please refer to our cross systems colour guide on pages 32-33



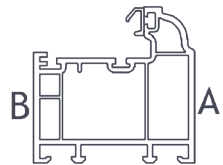
The Rustique sculptured system reflects the appearance of traditional windows while incorporating the performance characteristics of PVCu. The design combines aesthetic features with functionality to support durability, security, and energy efficiency in a range of applications.

Colour	Sides	Base
Agate Grey	1	White
Agate Grey	2	White
Agate Grey / White**	2	White
Anthracite Grey	1	White
Anthracite Grey	2	Grey
Anthracite Grey/White**	2	White
Anthracite Grey Smooth	1	White
Anthracite Grey Smooth	2	Grey
Anthracite Grey Smooth / White**	2	White
Beck Brown	1	White
Beck Brown	2	Brown
Beck Brown/White**	2	White
Chartwell Green	1	White
Cream	1	White
Cream	2	White
Cream/White**	2	White
Golden Oak	1	White
Golden Oak	2	Brown
Irish Oak	1	White
Irish Oak	2	Brown
Pebble Grey	1	White
Pebble Grey/White**	2	White
Rosewood	1	White
Rosewood	2	Brown
Silver Grey	1	White
Slate Grey	1	White
White	1	White
White	2	White

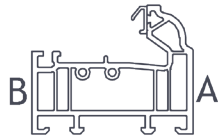
**White on dual colour is always internal face

Lamination Chart

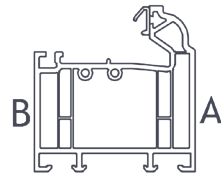
Download the latest Variations
Brochure with the most up to date
lamination charts.



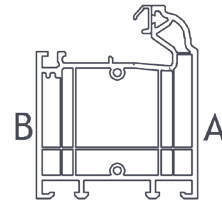
705809
68mm Composite
Door Outerframe



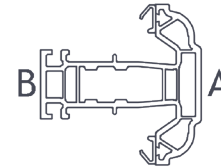
701531
56mm Outerframe



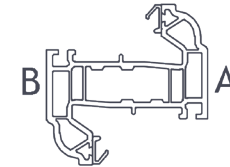
701532
72mm Outerframe



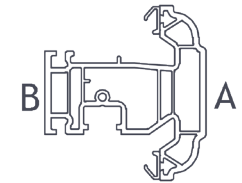
701204
84mm Outerframe



702533
70mm T Transom



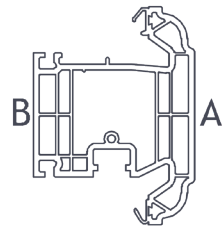
702536
70mm Z Transom



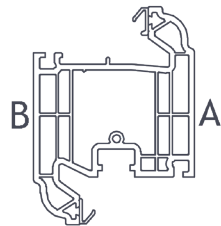
703538
Internally Beaded Sash



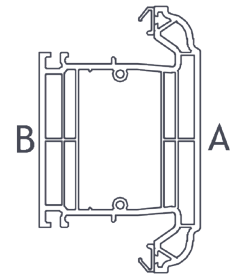
707431
28mm Sculptured
Glazing Bead



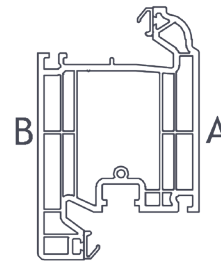
705543
95mm T Mullion / Slim
Door Sash Open Out



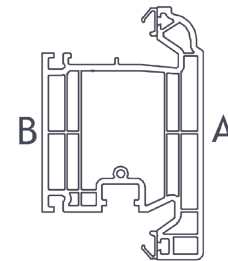
705545
95mm Z Mullion / Slim
Door Sash Open In



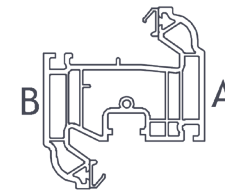
702535
116mm Midrail



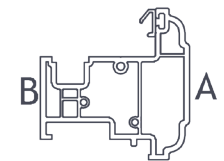
705540
Door Sash Open In



705541
Door Sash Open Out



703539
Tilt & Turn Sash



702612
French Overlap



FlushSash
Ex-Stock Colour Availability

For RAL codes and to compare colour across multiple systems, please refer to our cross systems colour guide on pages 32-33



The FlushSash system provides traditional styling combined with the performance characteristics of PVCu. The sash sits level with the frame to reflect the appearance of timber windows while supporting durability, security, and energy efficiency.

Colour	Sides	Base
Agate Grey	1	White
Agate Grey	2	White
Agate Grey / White**	2	White
Anthracite Grey	1	White
Anthracite Grey	2	Grey
Anthracite Grey / White**	2	White
Basalt Grey	1	White
Beck Brown	1	White
Beck Brown	2	Brown
Beck Brown/White**	2	White
Chartwell Green	1	White
Cream	1	White
Cream	2	White
Cream/White**	2	White
Golden Oak	1	White
Golden Oak	2	Brown
Irish Oak	1	White
Irish Oak	2	Brown
Pebble Grey	1	White
Pebble Grey/White**	2	White
Rosewood	1	White
Rosewood	2	Brown
Silver Grey	1	White
Slate Grey	1	White
White	1	White
White	2	White

**White on dual colour is always internal face

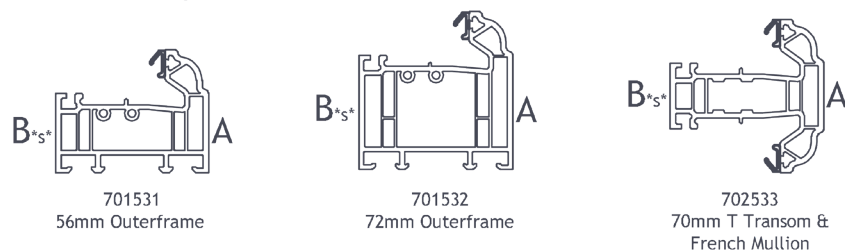
Lamination Chart

Any face with an *s* next to it is offered in SPECTRAL and only on bevelled faces.

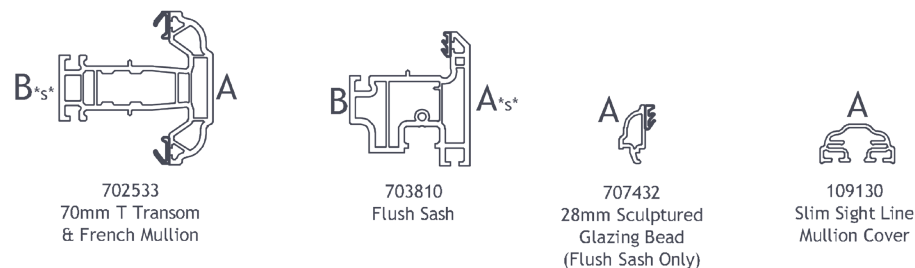
Download the latest Variations
Brochure with the most up to date
lamination charts.



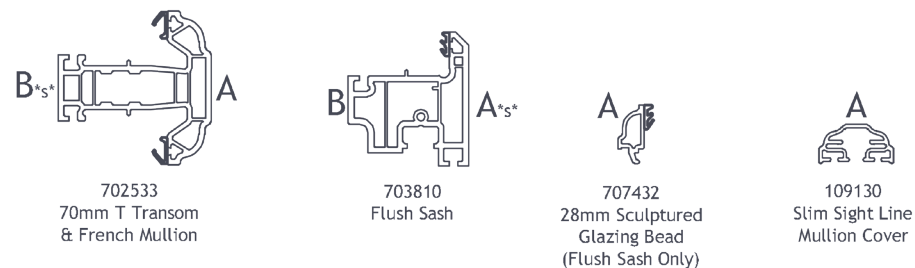
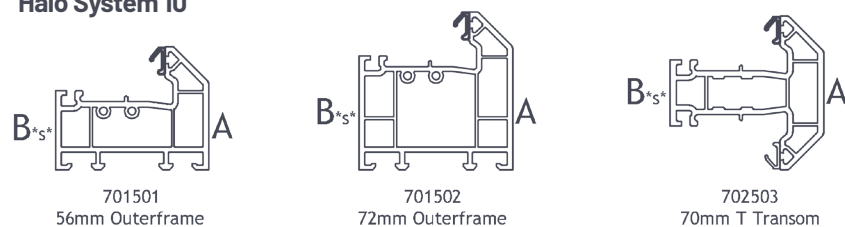
Halo Rustique



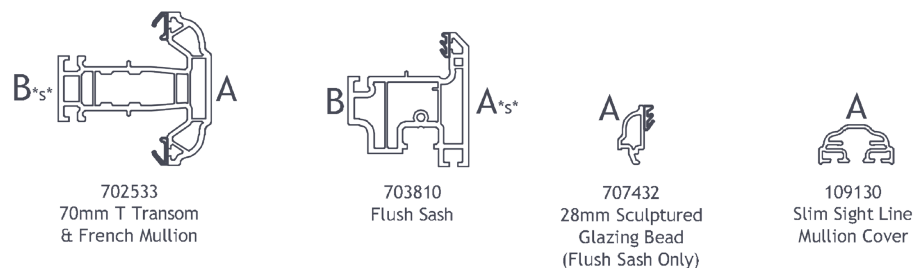
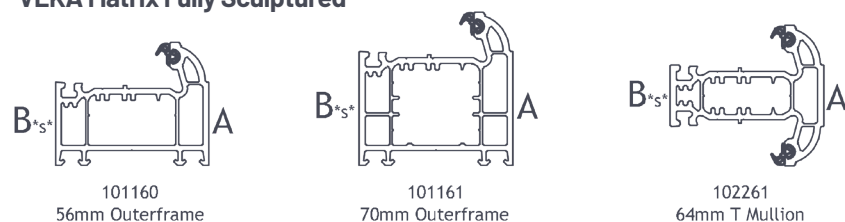
Common Profiles



Halo System 10




VEKA Matrix Fully Sculptured



For ex-stock availability of the Rustique, System 10 and MFS systems, please refer to their specific availability chart within this brochure. These profiles are shown here as being compatible with the FlushSash profiles.

For RAL codes and to compare colour across multiple systems, please refer to our cross systems colour guide on pages 32-33



The Imagine Vertical Slider was developed to combine a traditional design style with modern PVCu performance. The system incorporates multiple design features – including 30 specific details – that support functionality, durability, and compliance with industry standards.

No MTO colour options available on Imagine VS**

Colour	Sides	Base
Agate Grey	1	White
Agate Grey	2	White
Anthracite Grey	1	White
Anthracite Grey	2	Grey
Anthracite Grey Smooth	1	White
Beck Brown	1	White
Chartwell Green	1	White
Chartwell Green	2	White
Cream	1	White
Cream	2	White
Golden Oak	1	White
Golden Oak	2	Brown
Irish Oak	1	White
Pebble Grey	1	White
Pebble Grey/White**	2	White
Rosewood	1	White
Rosewood	2	Brown
Silver Grey	1	White
Slate Grey	1	White
White	1	White
White	2	White

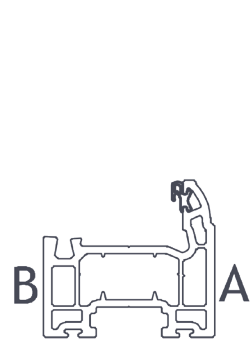
****Ex-stock colour combinations are those shown on the chart, any other combination is classed as MTO and is not available on this product.**

Note: External balance chamber is Black co-extruded on all base colours.

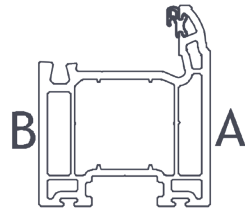
****White on dual colour is always internal face**

Lamination Chart

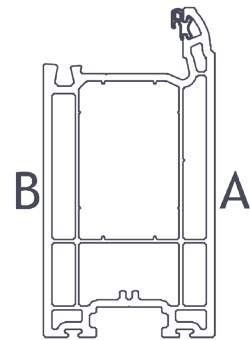
Download the latest Variations
Brochure with the most up to date
lamination charts.



105032
50mm Upper Sash



105033
64mm Lower Sash



105034
105mm Lower Sash Bottom Rail



107169
Sculptured
Glazing Bead



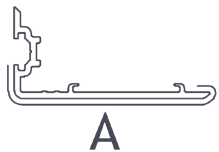
105412
Bead Bar



105413
Frame Infill
With Brush



105414
Frame Infill
Without Brush



A



B



B

A

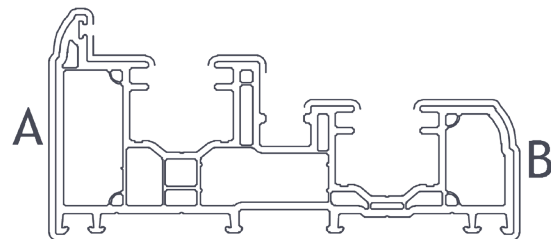
105039
Sash Cover / Interlock (3 Variants)



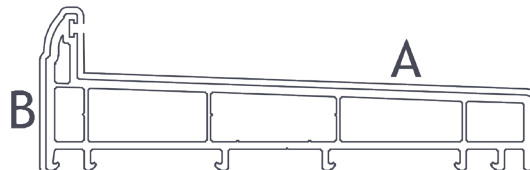
107118
Square
Glazing Bead



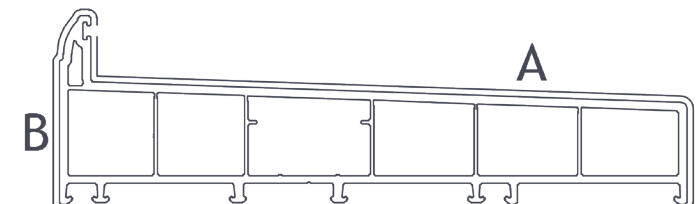
105415
Infill Sash
Stop



105411
70mm Outerframe



105037
155mm Cill




105410
200mm Cill




Fully Reversible
Ex-Stock Colour Availability

For RAL codes and to compare colour across multiple systems, please refer to our cross systems colour guide on pages 32-33



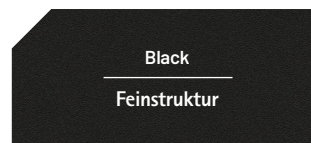
Basalt Grey




Slate Grey



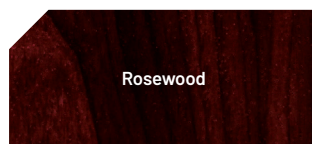
Anthracite Grey
Feinstruktur



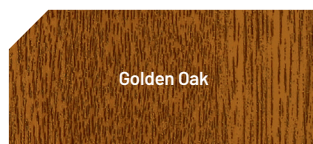
Black
Feinstruktur



Anthracite Grey



Rosewood



Golden Oak

Colour	Sides	Base
Anthracite Grey FEINSTRUKTUR*	1	White
Black FEINSTRUKTUR*	1	White
Anthracite Grey	1	White
Anthracite Grey	2	Grey
Basalt Grey	1	White
Golden Oak	1	White
Golden Oak	2	Brown
Rosewood	1	White
Rosewood	2	Brown
Slate Grey	1	White

Fully Reversible windows with a bevelled design that support use in multi-storey properties. The Halo variant is produced with a flush finish to the frame, providing an alternative design option within the range.

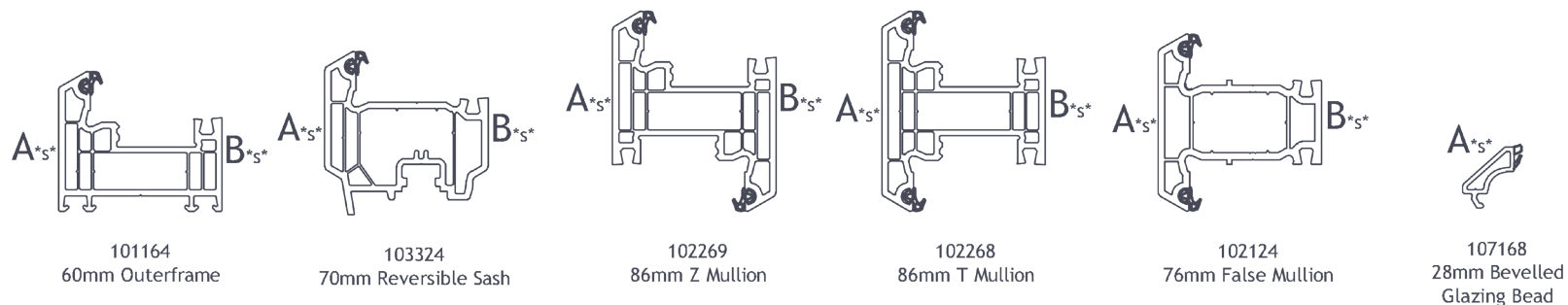
Lamination Chart

Any face with an *s* next to it is offered in SPECTRAL and only on bevelled faces.

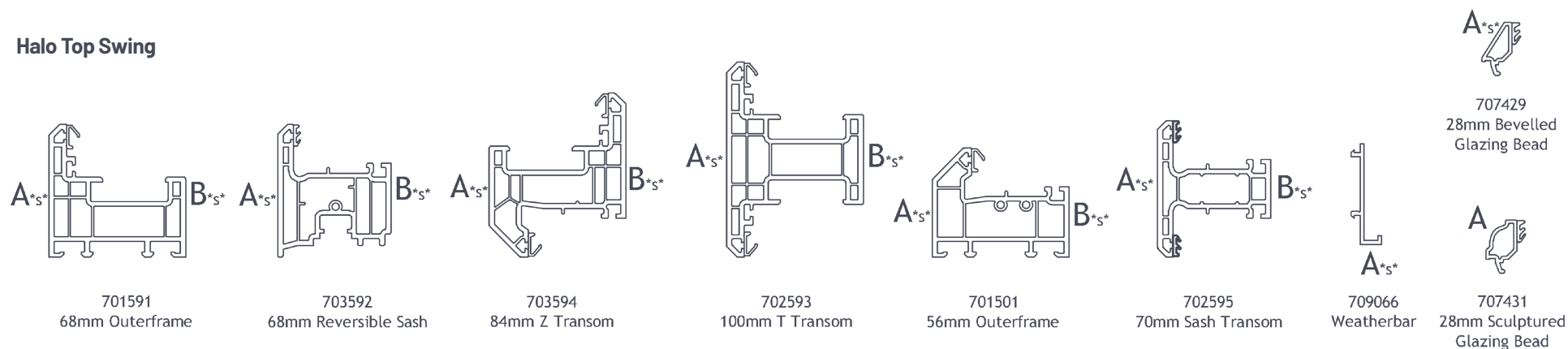
Download the latest Variations
Brochure with the most up to date
lamination charts.



VEKA Fully Reversible



Halo Top Swing



For RAL codes and to compare colour across multiple systems, please refer to our cross systems colour guide on pages 32-33



Colour	Sides	Base
Agate Grey	1	White
Anthracite Grey FEINSTRUKTUR*	1	White
Black FEINSTRUKTUR*	1	White
Anthracite Grey	1	White
Anthracite Grey	2	Grey
Anthracite Grey Smooth	1	White
Beck Brown	1	White
Chartwell Green	1	White
Cream	1	White
Cream	2	White
Golden Oak	1	White
Golden Oak	2	Brown
Irish Oak	1	White
Pebble Grey	1	White
Rosewood	1	White
Rosewood	2	Brown
Silver Grey	1	White
Slate Grey	1	White
White	1	White
White	2	White

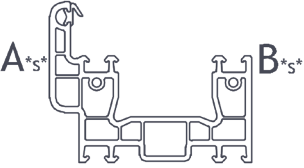
The Imagine Bi-Fold Door was designed to combine a contemporary appearance with features that support functionality, weather performance, and security. The system includes a flush finish and offers multiple configuration options, making it suitable for different project requirements.

Lamination Chart

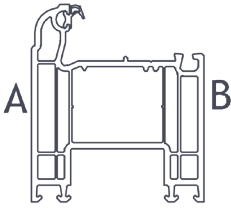
Any face with an *s* next to it is offered in SPECTRAL and only on bevelled faces.

Download the latest Variations
Brochure with the most up to date
lamination charts.

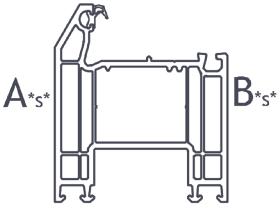





105174
65mm Outerframe




105175
80mm Sculptured Sash




105176
80mm Bevelled Sash




104476
Aluminium Edging Trim




107153
28mm Sculptured
Glazing Bead



107154
28mm Bevelled
Glazing Bead



107218
36mm Bevelled
Glazing Bead



107228
40mm Bevelled
Glazing Bead

For RAL codes and to compare colour across multiple systems, please refer to our cross systems colour guide on pages 32-33



The Imagine Patio Door provides a contemporary appearance along with practical functionality. The system includes multiple configuration options and incorporates features that support security, durability, and performance in line with industry standards.

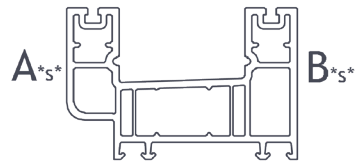
Colour	Sides	Base
Agate Grey	1	White
Anthracite Grey FEINSTRUKTUR*	1	White
Anthracite Grey FEINSTRUKTUR*	2	Grey
Black FEINSTRUKTUR*	1	White
Black FEINSTRUKTUR*	2	Grey
Anthracite Grey	1	White
Anthracite Grey	2	Grey
Anthracite Grey Smooth	1	White
Anthracite Grey Smooth	2	Grey
Beck Brown	1	White
Beck Brown	2	Brown
Chartwell Green	1	White
Cream	1	White
Cream	2	White
Golden Oak	1	White
Golden Oak	2	Brown
Rosewood	1	White
Rosewood	2	Brown
Silver Grey	1	White
Slate Grey	1	White
White	1	White
White	2	White

*Feinstruktur is only available on bevelled or flat surfaces

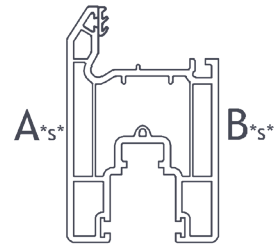
Lamination Chart

Any face with an *s* next to it is offered in SPECTRAL and only on bevelled faces.

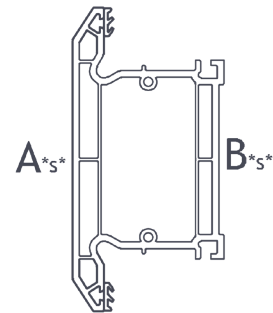
Download the latest Variations
Brochure with the most up to date
lamination charts.



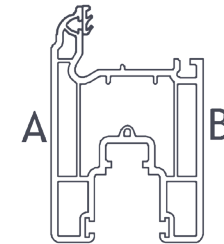
105178
58mm Patio Outerframe



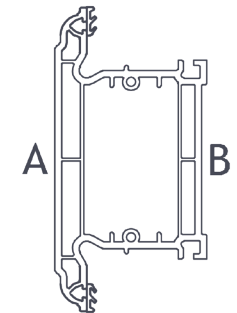
705151
Patio Sash
Bevelled



702152
Patio Midrail
Bevelled



703251
Patio Sash Sculptured



705252
Patio Midrail
Sculptured



707427
28mm Bevelled
Glazing Bead



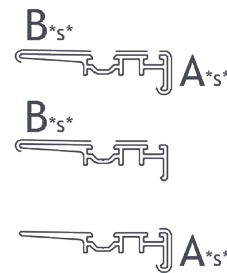
707432
28mm Sculptured
Glazing Bead



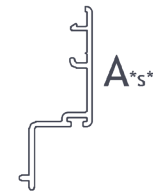
707426
32mm Bevelled
Glazing Bead



109064
Draught Strip



704181
Interlock (3 Variants)



705152
Outerframe Cover




709112
Sash Cover



Composite Door
Ex-Stock Colour Availability

For RAL codes and to compare colour across multiple systems, please refer to our cross systems colour guide on pages 32-33



Colour	Sides	Base
Anthracite Grey FEINSTRUKTUR*	1	White
Anthracite Grey FEINSTRUKTUR*	2	Grey
Black FEINSTRUKTUR*	1	White
Black FEINSTRUKTUR*	2	Grey
Anthracite Grey	1	White
Anthracite Grey	2	Grey
Beck Brown	1	White
Cream	1	White
Chartwell Green	1	White
Golden Oak	1	White
Rosewood	1	White
Rosewood	2	Brown

The VEKA & Halo composite door profile is suitable for use with standard composite door slabs, with bevelled or sculptured design to suit your requirements.

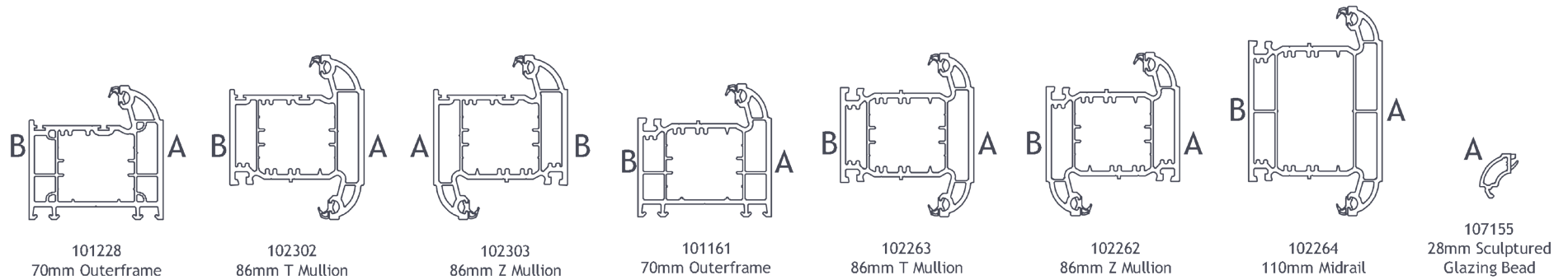
Lamination Chart

Any face with an *s* next to it is offered in SPECTRAL and only on bevelled faces.

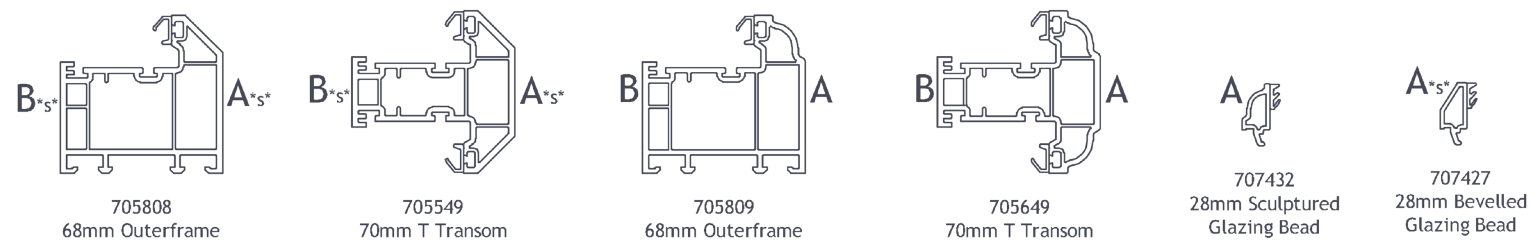
Download the latest Variations
Brochure with the most up to date
lamination charts.



VEKA Composite Door



Halo Composite Door



For RAL codes and to compare colour across multiple systems, please refer to our cross systems colour guide on pages 32-33

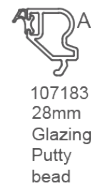
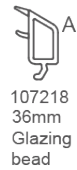
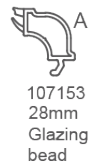
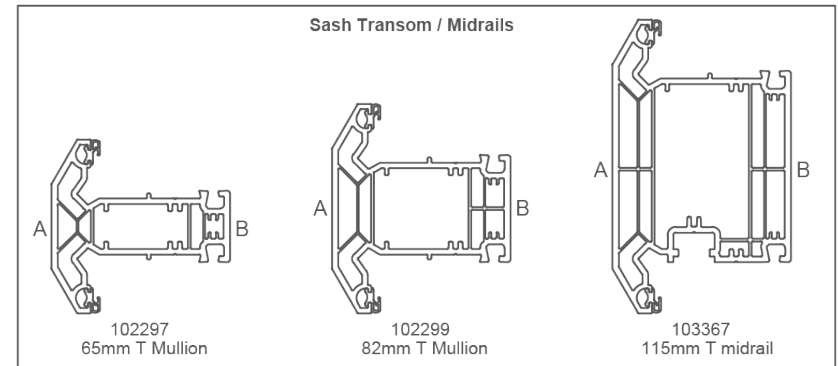
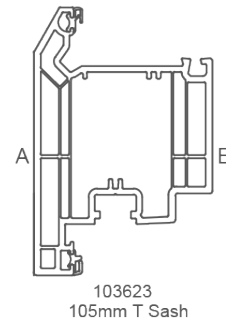
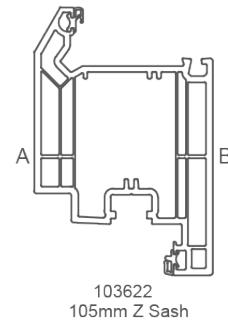
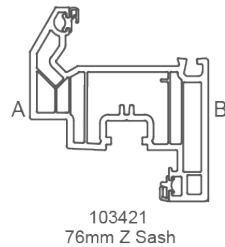
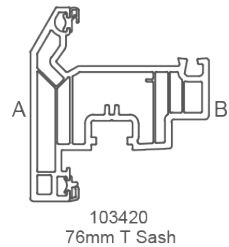
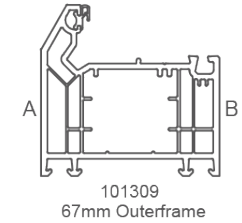
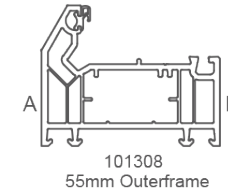
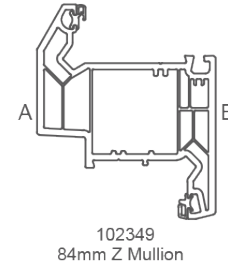
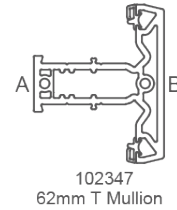
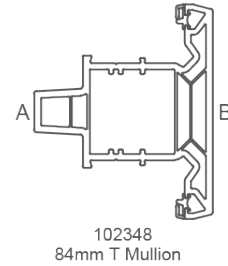
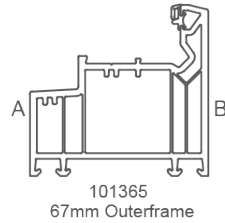
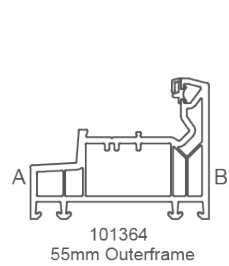


With Casement windows, Tilt and Turn, French and Residential doors, OMNIA was designed to create a flush appearance on both the interior and exterior, incorporating features that support design consistency, energy efficiency, and security in line with industry requirements.

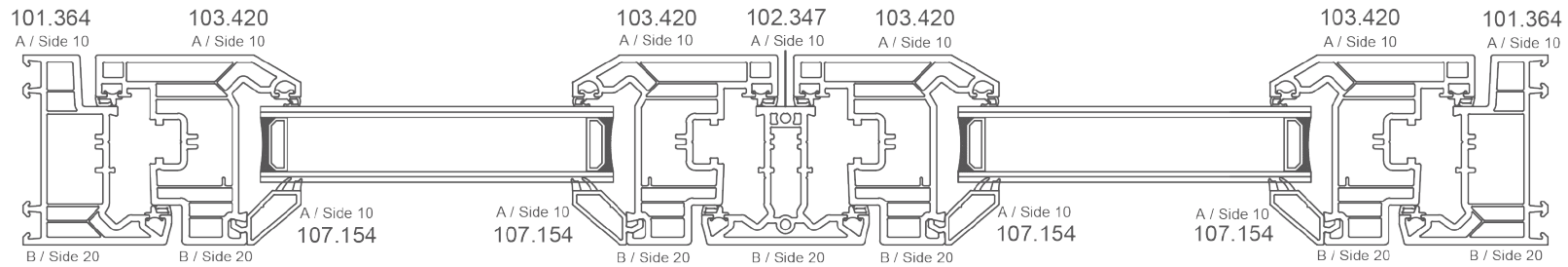
Colour	Sides	Base
Agate Grey	1	White
Agate Grey/White**	2	White
Anthracite Grey FEINSTRUKTUR*	1	White
Anthracite Grey FEINSTRUKTUR*	2	Grey
Black FEINSTRUKTUR*	1	White
Black FEINSTRUKTUR*	2	Grey
Anthracite Grey	1	White
Anthracite Grey	2	Grey
Anthracite Grey/White**	2	White
Beck Brown	1	White
Beck Brown	2	Grey
Beck Brown/White**	2	White
Chartwell Green	1	White
Sage Green	1	White
Claystone	1	White
Claystone/White**	2	White
Cream	1	White
Cream	2	White
Cream/White**	2	White
Irish Oak	2	Grey
Pebble Grey	1	White
Pebble Grey/White**	2	White
White	1	White
White	2	White

*Feinstruktur is only available on bevelled or flat surfaces

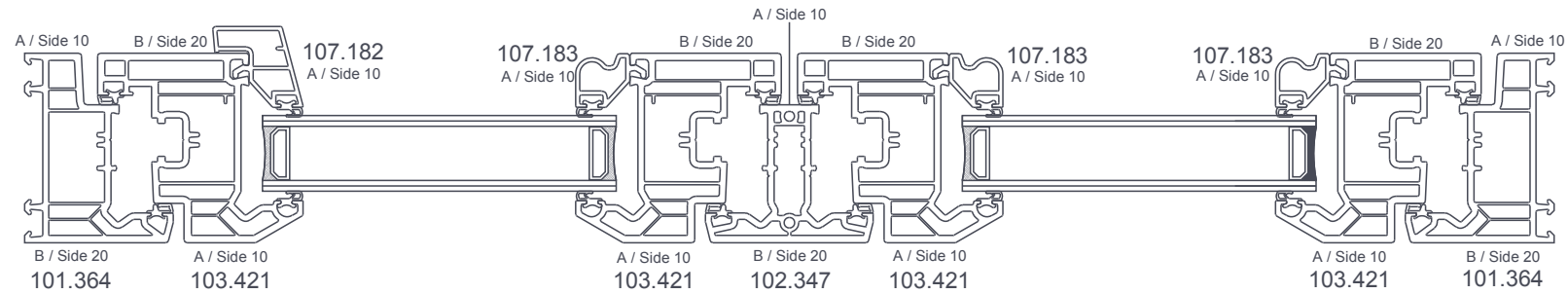
**White on dual colour is always internal face



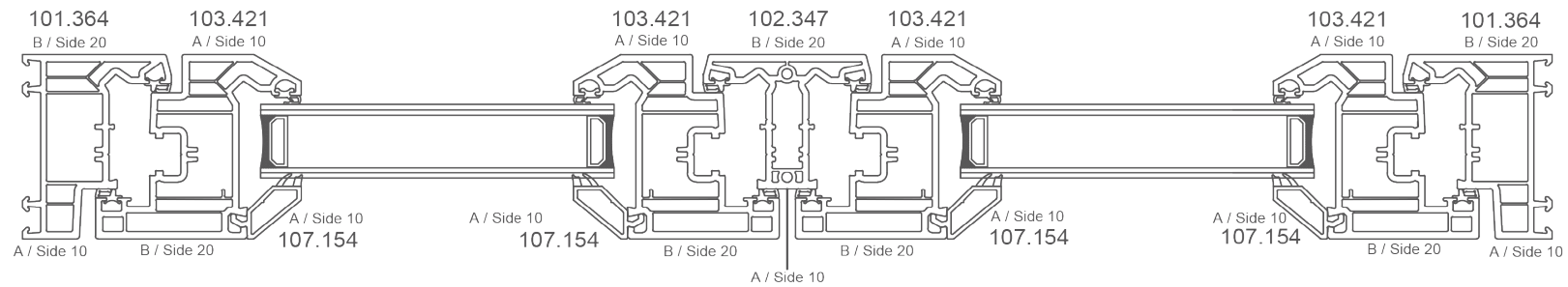
OMNIA Casement



OMNIA Externally Beaded Casement



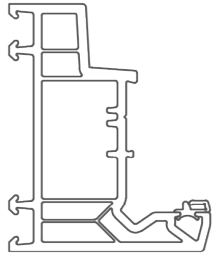
OMNIA Tilt & Turn





101.364

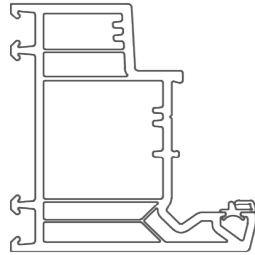
A / Side 10



B / Side 20

101.365

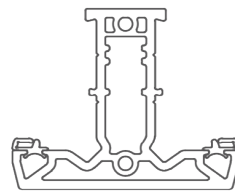
A / Side 10



B / Side 20

102.347

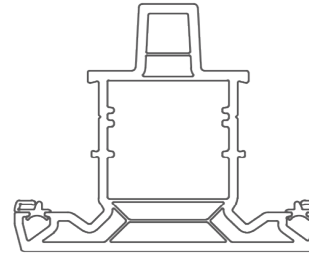
A / Side 10



B / Side 20

102.348

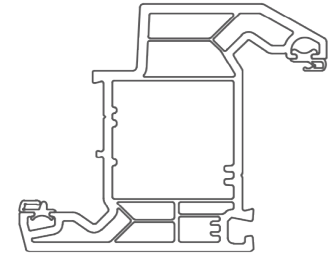
A / Side 10



B / Side 20

102.349

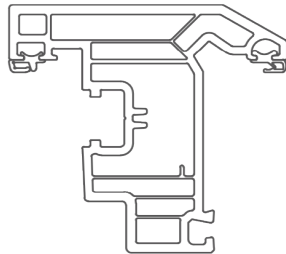
A / Side 10



B / Side 20

103.420

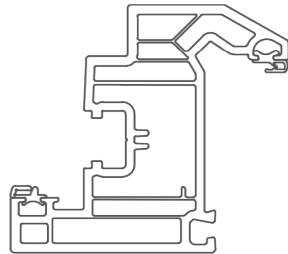
A / Side 10



B / Side 20

103.421

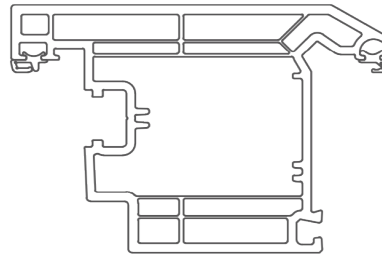
A / Side 10



B / Side 20

103.623

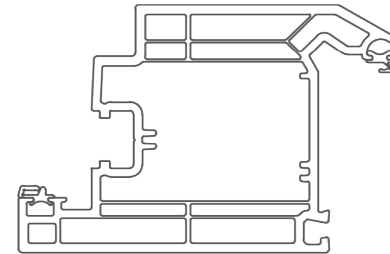
A / Side 10



B / Side 20

103.622

A / Side 10




B / Side 20



Ancillaries
Ex-Stock Colour Availability

For RAL codes and to compare colour across multiple systems, please refer to our cross systems colour guide on pages 32-33



A range of laminated ancillaries and injection mouldings that are fully compatible with all profile systems. These components are designed to support a consistent and professional finish across different types of installations.

NOTE: Base colour will be dependent on ancillary ordered, this can be checked with customer services on placement of order.

Colour	Sides
Agate Grey	1
Agate Grey	2
Agate Grey / White**	2
Anthracite Grey FEINSTRUKTUR*	1
Anthracite Grey FEINSTRUKTUR*	2
Anthracite Grey FEINSTRUKTUR* / White**	2
Black FEINSTRUKTUR*	1
Black FEINSTRUKTUR*	2
Black FEINSTRUKTUR* / White**	2
Anthracite Grey	1
Anthracite Grey	2
Anthracite Grey / White**	2
Anthracite Grey Smooth	1
Anthracite Grey Smooth	2
Anthracite Grey Smooth / White**	2
Basalt Grey	1
Beck Brown	1
Beck Brown	2
Beck Brown/White**	2
Chartwell Green	1
Chartwell Green	2
Sage Green	1
Claystone	1
Claystone/White**	2
Cream	1
Cream	2
Cream/White	2
Golden Oak	1
Golden Oak	2
Irish Oak	1
Irish Oak	2
Pebble Grey	1
Pebble Grey	2
Pebble Grey/White**	2
Rosewood	1
Rosewood	2
Silver Grey	1
Slate Grey	1
White	1
White	2

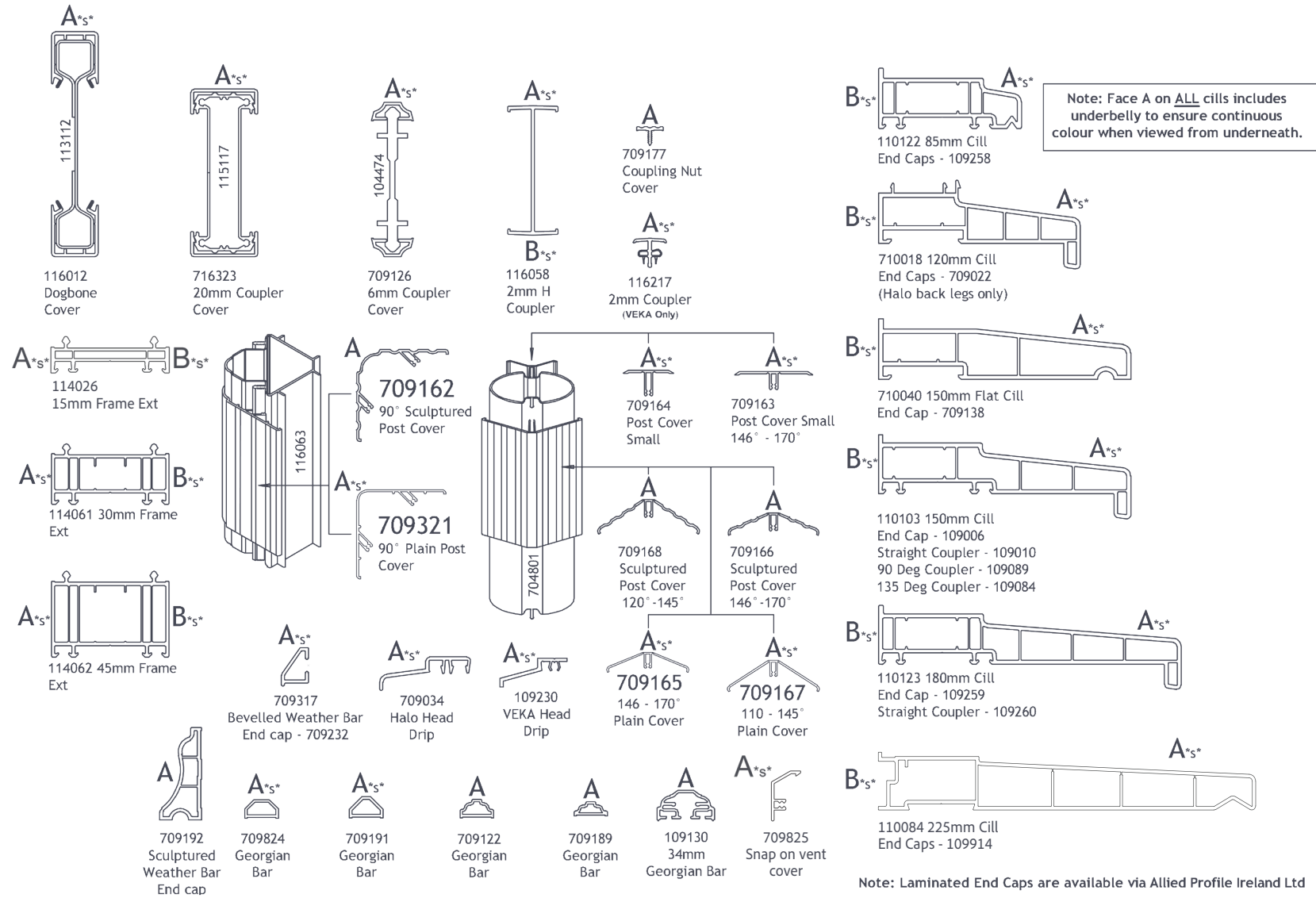
*Feinstruktur is only available on bevelled or flat surfaces

**White on dual colour is always internal face

Lamination Chart

Any face with an *s* next to it is offered in SPECTRAL and only on bevelled faces.

Download the latest Variations
Brochure with the most up to date
lamination charts.



VEKA Cross Systems Colour Guide

→ Please follow guide from left to right

We have included this quick cross systems colour guide so you can compare colours across multiple systems.
These colours are ex-stock, please contact us for more information on made to order colours.
























Colour	Reference	RAL Colour		VEKA M70			VEKA Matrix Fully Sculptured			Halo System 10			Halo Rustique			VEKA & Halo Flush Sash		
				Sides			Sides			Sides			Sides			Sides		
				1 Side	2 Sides		1 Side	2 Sides		1 Side	2 Sides		1 Side	2 Sides		1 Side	2 Sides	
Agate Grey	Agte	7038	→	White		→	White		→	White	White	→	White	White	→	White	White	→
Agate Grey / White**	Agte / White	7038 / 9010	→			→			→		White	→		White	→			→
Anthracite Grey Feinstruktur*	AnthFS	7016	→	White	Grey	→			→	White	Grey	→			→			→
Black Feinstruktur*	BlckFS	9005	→	White	Grey	→			→	White	Grey	→			→			→
Anthracite Grey	Anth	7016	→	White	Grey	→	White	Grey	→	White	Grey	→	White	Grey	→	White	Grey	→
Anthracite Grey / White**	Anth / White	7016 / 9010	→			→			→		White	→		White	→	White	White	→
Anthracite Grey Smooth	Anth#	7016	→			→	White	Grey	→			→	White	Grey	→			→
Anthracite Grey Smooth / White**	Anth / White	7016 / 9010	→			→			→			→		White	→			→
Basalt Grey	Bslt	7012	→	White		→			→			→			→	White		→
Beck Brown	Blck	8022	→	White	Brown	→	White	Brown	→	White	Brown	→	White	Brown	→	White	Brown	→
Beck Brown / White**	Blck / White	8022 / 9010	→			→			→			→		White	→	White	White	→
Chartwell Green	CGrn	-	→	White		→	White		→	White		→	White		→	White		→
Claystone	Clay	-	→			→			→			→			→			→
Claystone / White**	Clay / White	- / 9010	→			→			→			→			→			→
Cream	Crem	9001	→	White	White	→	White	White	→	White	White	→	White	White	→	White	White	→
Cream / White**	Crem / White	9001 / 9010	→			→			→			→		White	→	White	White	→
Golden Oak	GOak	8001	→	White	Brown	→	White	Brown	→	White	Brown	→	White	Brown	→	White	Brown	→
Irish Oak	IOak	1011	→			→	White	Brown	→	White	Brown	→	White	Brown	→	White	Brown	→
Pebble Grey	Pbbl	7032	→	White		→	White		→	White		→	White		→	White		→
Pebble Grey / White**	Pbbl / White	7032 / 9010	→			→			→		White	→		White	→	White	White	→
Rosewood	Rose	8017	→	White	Brown	→	White	Brown	→	White	Brown	→	White	Brown	→	White	Brown	→
Sage Green	Sage	-	→			→			→			→			→			→
Silver Grey	Silv	7001	→	White		→	White		→	White		→	White		→	White		→
Slate Grey	Slt	7015	→	White		→	White		→	White		→	White		→	White		→
White	White	9010	→	White	White	→	White	White	→	White	White	→	White	White	→	White	White	→

*SPECTRAL only available on bevelled profile

** White on dual colour is always internal face


	Imagine Vertical Slider			VEKA & Halo Fully Reversible			Imagine Bi-fold Door			Imagine Patio Door			VEKA & Halo Composite Door			OMNIA			VEKA & Halo Ancillaries	
	Sides			Sides			Sides			Sides			Sides			Sides			Sides	
	1 Side	2 Sides		1 Side	2 Sides		1 Side	2 Sides		1 Side	2 Sides		1 Side	2 Sides		1 Side	2 Sides		1 Side	2 Sides
→	White	White	→			→	White		→	White		→			→	White		→	White	White
→			→			→			→			→			→		White	→		White
→			→	White	Grey	→	White	Grey	→	White	Grey	→	White	Grey	→	White	Grey	→	White	Grey
→			→	White	Grey	→	White	Grey	→	White	Grey	→	White	Grey	→	White	Grey	→	White	Grey
→	White	Grey	→	White	Grey	→	White	Grey	→	White	Grey	→	White	Grey	→	White	Grey	→	White	Grey
→			→			→			→			→			→		White	→		White
→	White		→			→	White		→	White	Grey	→			→			→	White	Grey
→			→			→			→			→			→			→		White
→			→	White		→			→			→			→			→	White	
→	White		→			→	White		→	White	Brown	→	White		→	White	Grey	→	White	White
→			→			→			→			→			→		White	→		White
→	White	White	→			→	White		→	White		→	White		→	White		→	White	White
→			→			→			→			→			→	White		→	White	White
→			→			→			→			→			→		White	→		White
→	White	White	→			→	White	White	→	White	White	→	White		→	White	White	→	White	White
→			→			→			→			→			→		White	→		White
→	White	Brown	→	White	Brown	→	White	Brown	→	White	Brown	→	White		→			→	White	White
→	White		→			→	White		→			→			→		Grey	→	White	White
→	White		→			→	White		→			→			→	White		→	White	White
→		White	→			→			→			→			→		White	→		White
→	White	Brown	→	White	Brown	→	White	Brown	→	White	Brown	→	White	Brown	→			→	White	White
→			→			→			→			→			→	White		→	White	
→	White		→			→	White		→	White		→			→			→	White	
→	White		→	White		→	White		→	White		→			→			→	White	
→	White	White	→			→	White	White	→	White	White	→			→	White	White	→	White	White


EX-STOCK COLOUR RANGE


											
COLOUR	REF:	NEAREST RAL:	COLOUR	REF:	NEAREST RAL:	COLOUR	REF:	NEAREST RAL:	COLOUR	REF:	NEAREST RAL:
WHITE	White	9010 	CREAM	Crem	9001 	CHARTWELL GREEN	CGrn	- 	SAGE GREEN	Sage	- 
											
COLOUR	REF:	NEAREST RAL:	COLOUR	REF:	NEAREST RAL:	COLOUR	REF:	NEAREST RAL:	COLOUR	REF:	NEAREST RAL:
PEBBLE GREY	Pbbl	7032 	AGATE GREY	Agte	7038 	BASALT GREY	Bslt	7012 	SILVER GREY	Silv	7001 
											
COLOUR	REF:	NEAREST RAL:	COLOUR	REF:	NEAREST RAL:	COLOUR	REF:	NEAREST RAL:	COLOUR	REF:	NEAREST RAL:
FEINSTRUKTUR ANTHRACITE GREY	AnthFS	7016 	FEINSTRUKTUR BLACK	BlckFS	9005 	ANTHRACITE GREY	Anth	7016 	BECK BROWN	Blck	8022 
											
COLOUR	REF:	NEAREST RAL:	COLOUR	REF:	NEAREST RAL:	COLOUR	REF:	NEAREST RAL:			
ANTHRACITE GREY SMOOTH	Anth#	7016 	IRISH OAK	loak	1011 	GOLDEN OAK	Goak	8001 			


Our full range of 18 Ex-Stock Colours cover all systems, so if not available ex-stock in a particular product ex-stock it can be ordered made to order*.




COLOUR	REF:	NEAREST RAL:
CLAYSTONE	Clay	- 



COLOUR	REF:	NEAREST RAL:
SLATE GREY	Site	7015 

































COLOUR	REF:	NEAREST RAL:
ROSEWOOD	Rose	8017 















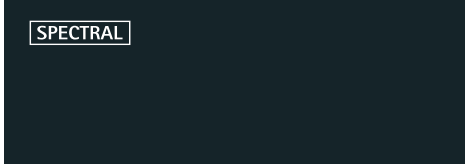





*Feinstruktur and SPECTRAL are only available on bevelled or flat surfaces

MTO COLOUR RANGE

											
COLOUR	REF:	NEAREST RAL:	COLOUR	REF:	NEAREST RAL:	COLOUR	REF:	NEAREST RAL:	COLOUR	REF:	NEAREST RAL:
BASALT GREY	BsltFS	7012 	SLATE GREY	SlteFS	7015 	QUARTZ GREY	QuarzFS	7039 	SILVER GREY	SilvFS	7001 
											
COLOUR	REF:	NEAREST RAL:	COLOUR	REF:	NEAREST RAL:	COLOUR	REF:	NEAREST RAL:	COLOUR	REF:	NEAREST RAL:
ANTEAK	AnTK	7048 	BALMORAL	Balm	7030 	DARK GREEN	DGrn	6009 	DARK RED	DRed	3011 
											
COLOUR	REF:	NEAREST RAL:	COLOUR	REF:	NEAREST RAL:	COLOUR	REF:	NEAREST RAL:	COLOUR	REF:	NEAREST RAL:
MONUMENT OAK	MOak	7006 	MOUNTAIN PINE	MPne	1011 	NATURAL OAK	NOak	1002 	REGENCY A	Rgcy	8017 
											
COLOUR	REF:	NEAREST RAL:	COLOUR	REF:	NEAREST RAL:	COLOUR	REF:	NEAREST RAL:	COLOUR	REF:	NEAREST RAL:
SPECTRAL PLATINUM GREY	Plat*	7040 	SPECTRAL UMBRA	Umbr*	- 	SPECTRAL ANTHRACITE GREY	Anth*	7016 	STEEL BLUE	SBlu	5011 

In addition to our Ex-Stock Colour range, we also have a collection of Made-to-Order Colours on an extended lead time.
These 26 colours give you even more options and something to suit every requirement.

								
COLOUR	REF:	NEAREST RAL:	COLOUR	REF:	NEAREST RAL:	COLOUR	REF:	NEAREST RAL:
UMBER	UmbrFS	- 	TRAFFIC WHITE	WhiteFS	9016 	LIGHT OAK	LOak	8008 
								
COLOUR	REF:	NEAREST RAL:	COLOUR	REF:	NEAREST RAL:	COLOUR	REF:	NEAREST RAL:
GINGER OAK	Ging	1001 	LIGHT IVORY	Livy	1015 	SIENA PN	Snna	8028 
								
COLOUR	REF:	NEAREST RAL:	COLOUR	REF:	NEAREST RAL:	COLOUR	REF:	NEAREST RAL:
WALNUT V	Wlnt	8028 	WINDSOR	Wind	1019 	SPECTRAL GRAPHITE	Grap*	9011 

*Feinstruktur and SPECTRAL are only available on bevelled or flat surfaces

Reinforcement guidelines

The following guidelines are based on using galvanised steel reinforcements which are supplied/specified by VEKA for guarantee purposes. Third party reinforcements are not covered by VEKA plc Kitemark certification.

Light Colour Specification

The following colours and colours marked with the white droplet in the colour pages can be reinforced as per standard white windows. Please refer to the relevant technical manual for reinforcement and installation guidelines on domestic specifications.



- Agate Grey
- Chartwell Green
- Cream
- Irish Oak
- Pebble Grey
- Silver Grey
- White

Dark Colour Specification

The remaining foil colours listed here and with the dark droplet in the colour pages should be treated as dark colour/woodgrain and reinforced/installed accordingly. Please refer to the relevant technical manuals for the correct specifications.



- Anthracite Grey
- Anthracite Grey Smooth
- Anthracite Grey SPECTRAL
- Basalt Grey
- Beck Brown
- Golden Oak
- Rosewood
- Slate Grey

For further clarification, please contact the Technical Helpdesk Tel: 01282 725360 or email: technical@veka.com

Notes

RAL Colours

The RAL colour references shown in this document and swatch book are shown as the nearest match to that particular foil and as such will not be an exact match. Please agree any colour match with your customers/paint suppliers prior to use.

No laminated foil is manufactured to be an exact match to the corresponding RAL colour and Wood grain finishes are difficult to match by RAL colour alone.

It is important that the end user ensures any colour match is acceptable before committing to any work or product purchase.

It is recommended that the customer/end user uses a freely available foil swatch to make any colour match comparison.

Profile Base Colour RAL Reference Codes:

White – 9003

Brown – 8875

Grey – 7015

Guarantee Notes

Guarantee is ten years from the date of delivery for all colours for the UK and Rol only. Please contact the VEKA plc customer services department for guarantee periods for supply into other countries. Guarantee periods cover the performance of the foil in terms of its weatherability and colour fastness. The guarantee period as indicated above will become void if the foil is over painted (due to solvents / chemicals found within the paint attacking the acrylic top layer of the foil).

Chemical Resistance

Laminate foils are resistant to normal household cleaning agents e.g. ammonia water, aliphatic benzene, light alcoholic-water solutions, cleaning agents (non-abrasive), water and building materials e.g. cement, gypsum. Laminate foils are not resistant to any other organic solvents, mixtures of organic solvents and preparations containing organic solvents e.g. varnish thinners, varnish removers, polish and adhesives.

Maintenance

Appropriate cleaning with a damp soft cloth using mild detergents, excluding abrasive products. No further maintenance is required for the PVCu.

VEKA plc
Farrington Road
Rossendale Road Ind. Est.
Burnley, Lancashire
BB11 5DA

Tel: 01282 716611
veka.co.uk

VEKA

V01/26

Images are for illustration purpose only. We reserve the right to change product specification at any time.
Due to the limitations of the printing process we recommend that an accurate colour swatch is requested prior to ordering.
The company cannot accept any responsibility for colours or images shown in this brochure.
All information within this brochure is correct at time of going to print.

Company No. 01626563 | VAT No. GB 497951576