



Halo System 10

Tilt & Turn Window

The System 10 Tilt & Turn Window offers a clean, contemporary appearance with a modern bevelled design.



VEKA

U-Values
with Triple
Glazing as low as:

0.87
W/m²K

U-Values
with Double
Glazing as low as:

1.2
W/m²K

Available in a large
assortment of colours
and woodgrain
options from
the Variations
range

Test Results

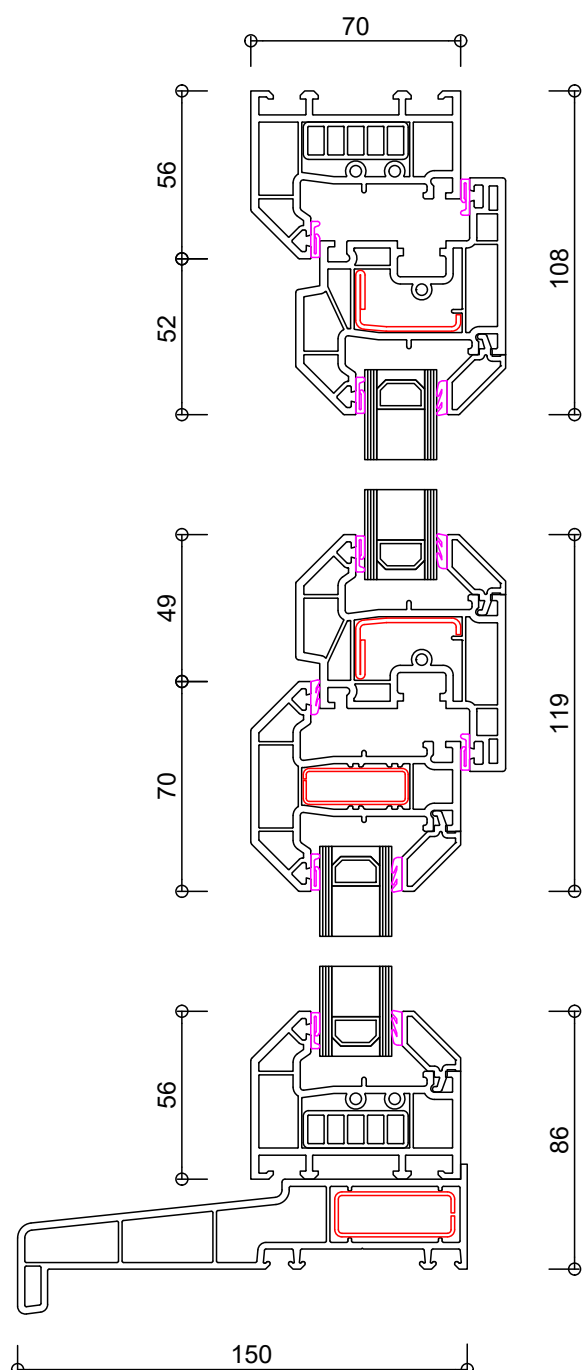
Window type: Tilt & Turn

Max sash sizes (wxh)	1414mm x 1414mm
Air permeability	Class 4
Water tightness	Class E1050
Resistance to wind	A4
Exposure category	1600





Technical Drawing



Features and Benefits



Modern bevelled appearance

Clean, bevelled lines offer a sharp, contemporary look that suits modern builds.



Ventilation & access

Tilt-in function provides controlled ventilation, and the full-turn mode allows internal access for cleaning and maintenance.



Design and Performance

Designed for strength and weather resistance and can be specified to meet PAS 24 requirements.



Flexible & installer-friendly

Designed to support ease of manufacture and installation, with compatibility with Rustique

Maximum sash sizes

Tilt & Turn: 1414mm (w) x 1414mm (h)

Outer frames

56mm, 72mm and 84mm outer frames

Mullions

70mm or 95mm mullions

Sash

79mm tilt & turn sash

Glazing beads

- | | |
|-------------------|-------------------|
| • 24mm sculptured | • 32mm sculptured |
| • 24mm bevelled | • 32mm bevelled |
| • 28mm sculptured | • 36mm bevelled |
| • 28mm bevelled | • 40mm bevelled |

Ancillaries

Frame extensions, thermal inserts, cills and weathering trims

Range of coupling options

Range of bay pole options